



Research Highlights

KATHERINE JACOBS



**RESEARCH DRIVEN.
INDUSTRY FOCUSED.**

Research Focused On:

- ☐ Market Trends
- ☐ Workforce Development
- ☐ Collective Bargaining
- ☐ Union Advantage

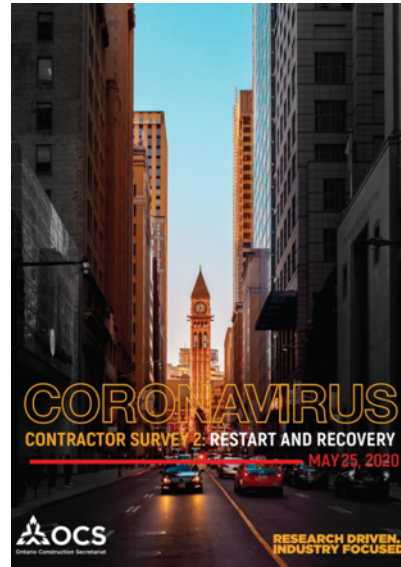

STATE OF THE INDUSTRY & OUTLOOK CONFERENCE



HOLD THE DATE: MARCH 4, 2021



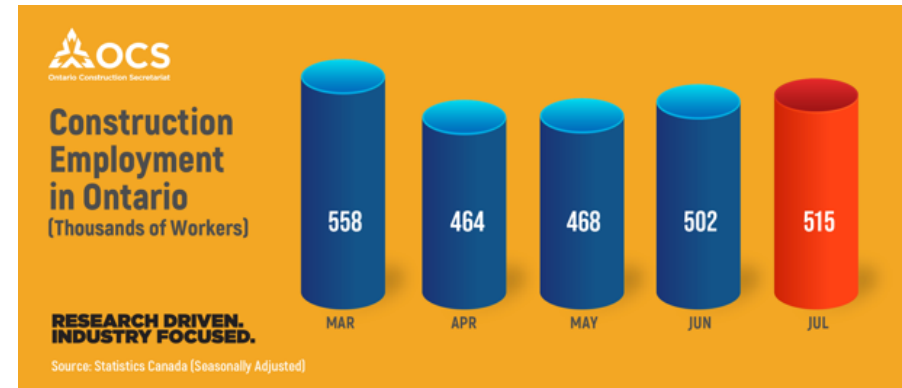
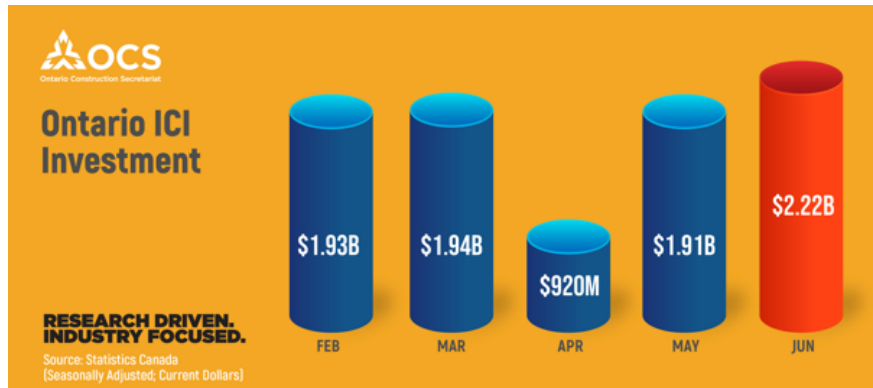
CORONAVIRUS CONTRACTOR SURVEY SERIES



MARKET TRENDS & COLLECTIVE BARGAINING TOOLS



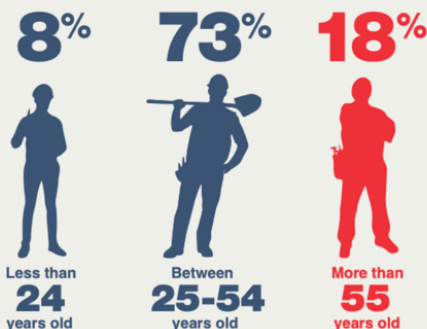
Visit us:
ICICONSTRUCTION.COM



PORTRAIT OF ONTARIO'S UNIONIZED CONSTRUCTION INDUSTRY



Age Profile



Share of workforce within 10 years of retirement

24% Northern Ontario
18% Ontario
16% Kitchener-Waterloo-Barrie

Gender



Trades with higher than average female share.

4%



Floor Covering Installer

6%



Painter

Income



Non-Union
\$44,881*

*Average Earnings



Union
\$67,137*



Top
Earning
Trades

- 1 Elevator Constructor & Mechanic
- 2 Power Systems Electrician
- 3 Powerline & Cable Worker
- 4 Crane Operator
- 5 Construction Millwright



Union workers are three times as likely to have a Certificate of Qualification than non-union workers

26%
Union

9%
Non-Union

DEMOGRAPHICS, DIVERSITY & INVESTMENT IN TRAINING



Help us Quantify the Union Advantage

- ☐ Investment in Training
- ☐ Local Union Demographics
- ☐ Diversity Practices



COMMUNITY BENEFIT AGREEMENTS



- ❑ Investment in Infrastructure
- ❑ Investment in Training
- ❑ Investment in Diverse Populations
- ❑ Investment in Local Opportunities





ONTARIO'S **UNIONIZED** ICI
CONSTRUCTION INDUSTRY IS
SAFER

..... In Comparison to Non-Union Firms



THANK YOU FOR HELPING US!